

Classic American®



New England Classic® now celebrates the distinctly American Arts and Crafts, Mission, and Shaker architectural styles with its Classic American® panel system.

The Classic American® embodies the simple and honest design elements found in these historical styles.

Featuring 37 sizes of flat panels and corresponding stiles, the system combines perfectly with the New England Classic® Frame-Paks® to create a broad range of panel heights - from traditional wainscot to full wall applications.

Stair PanelSets® allow you to continue the panel treatment up the stairs. Custom sizes may also be specified.

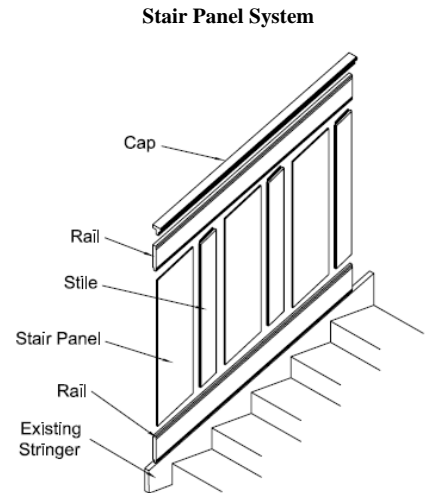
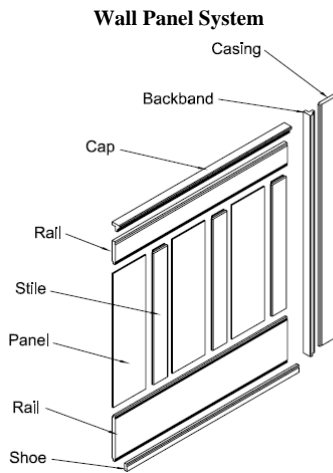
By using select grade-A sliced veneer or decorative film laminated to a stable engineered wood core, the system is more stable than solid wood and less susceptible to shrinkage, splitting and twisting.

The panel veneers include oak, maple, cherry as well as a paintable, finish, available ready - to - finish or factory-finished. Or, for an up-charge, we will match your custom color.

The Classic American® Flat Panel System is the perfect way to achieve the high quality look and feel of custom millwork, at a fraction of the cost.

Classic American[®] Systems

Typical one-tier flat panel systems shown. Two-tier and multiple tier wall configurations are available including full height applications. Please visit www.newenglandclassic.com for more product information and details.



Classic American[®] Components are packaged for convenient ordering, handling and use.

PanelSet[®]

Available in 9"x23", 12"x23", 15"x23", 18x23", 23"x23" panel sizes.

Each package contains:

- 4 - Panels
- 4 - Center stiles (3" wide)




FramePak[®]

Available with either 4" (32" FramePak[®]) or 8" (36" FramePak[®]) base rail.

Each package contains (96" length):

- 1 - Cap
- 1 - Top rail
- 1 - Bottom rail (4" or 8")
- 1 - Shoe



StilePak[®]

Adjusts layout to fit variable wall lengths, complete corners and window by trimming to desired width.

Each package contains:

- 4 - end stiles (10" wide)



6" PanelSet[®]

Adjusts the layout to fit variable wall lengths.

Each package contains:

- 4 - Panels (6" wide)



CasingPak[®]

Window and door trim designed to match.

Each package contains (96" length):

- 3 - Caps
- 3 - Rails

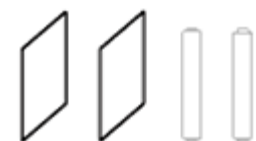


Stair PanelSet[®]

Available in 2 angles 37° and 41° (Left & Right)

Each package contains:

- 2 - Panels (9" wide)
- 2 - Stiles (3"x23")




Stair StilePak[®]

Adjusts the layout to fit variable length stairs and to transition from the stair to the horizontal run at the top and bottom of stairs.

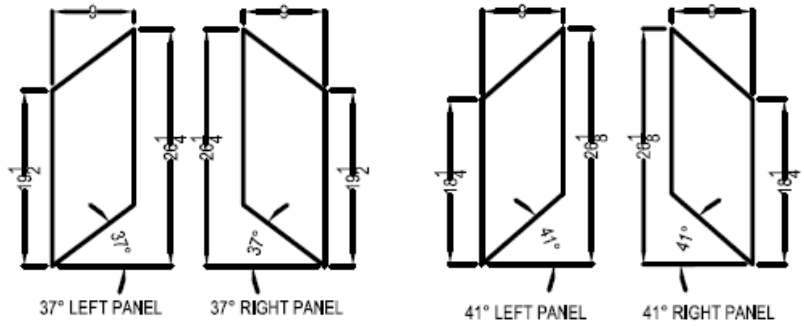
Each package contains:

- 2 - Stiles (10" x 28")

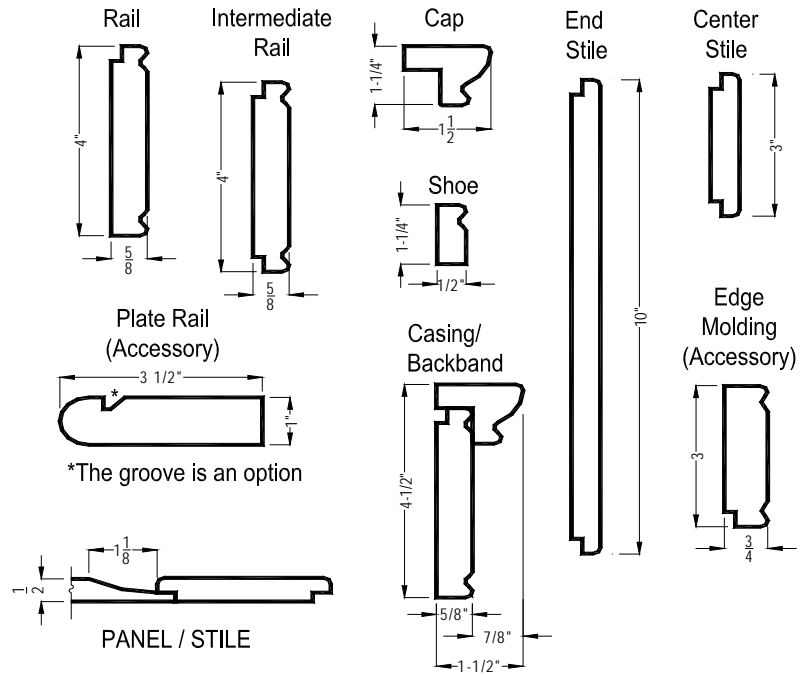


Classic American[®] Stair Panels

Stair panels are trimmable
up to 1 1/2° variance.



Classic American[®] Components




Classic American[®] Panels & Stiles (Exposed Sizes)

Boxed PanelSets[®] are available
in the these configuration sizes only:

6" x 23", 9" x 23", 12" x 23", 15" x
23", 18" x 23", 23" x 23"

Other panel and stile sizes are or-
dered separately.



PART 1.0 - GENERAL

1.1 DESCRIPTION

A. Wainscoting and wall paneling systems shall be New England Classic® Classic American® system manufactured by New England Classic®.

1.2 SUBMITTALS

A. Submit manufacturer's literature and installation instructions to determine layout requirements

1.3 DELIVERY, STORAGE AND HANDLING

A. Delivery - The Classic American® system shall be delivered to the job site in the manufacturer's original packaging with manufacturer's identification intact and legible.
B. Storage & handling - the Classic American® system shall be stored and handled in such a way to protect against contact with water, exposure to weather, breakage and damage. Do not store directly on concrete without a plastic sheet as a moisture barrier.

1.4 LIMITATIONS

A. Moisture Conditions - the Classic American® system shall not be used in wet or damp areas.
B. Temperature conditions - the Classic American® system shall not be used in contact with surfaces where temperatures exceed 120 degrees F.

PART 2.0 - PRODUCTS

2.1 ACCEPTABLE MANUFACTURER

New England Classic
4145 Parkway Drive
Florence, AL 35630

2.2 MATERIALS

A. Substrate shall be industrial grade class 3; or moisture resistant MDF, product class MD - that conform with ANSI A208.2-1994. Substrate may be sprayed with a fire retardant finish to achieve a class 1 fire rating.

B. Adhesive for bonding veneers to substrate shall be PVA, EVA, or PUR type adhesive.

C. Real wood veneer shall be grade-A, sanded to 180 grit.

D. Paintable veneer shall be recoatable cellulose film, 80 gm. weight.

E. Primer shall be waterborne, low gloss, 40% volume solids, in applied thickness of 5.0-6.0 mil

F. Factory finish shall be either catalyzed lacquer or conversion varnish per Architectural Woodwork Institute (AWI) Custom Grade Specifications: TR-2 and OP-2 for lacquer, and TR-4 and OP-4 for conversion varnish finish.

2.3 COMPONENTS

A. 6" Panel

6⁵/₈"x9¹/₂"x³/₁₆"thick
6⁵/₈"x12¹/₂"x³/₁₆"thick
6⁵/₈"x15¹/₂"x³/₁₆"thick
6⁵/₈"x18¹/₂"x³/₁₆"thick
6⁵/₈"x23¹/₂"x³/₁₆"thick
6⁵/₈"x31¹/₂"x³/₁₆"thick
6⁵/₈"x47¹/₂"x³/₁₆"thick

B. 9" Panel

9⁵/₈"x9¹/₂"x³/₁₆"thick
9⁵/₈"x12¹/₂"x³/₁₆"thick
9⁵/₈"x15¹/₂"x³/₁₆"thick
9⁵/₈"x18¹/₂"x³/₁₆"thick
9⁵/₈"x23¹/₂"x³/₁₆"thick
9⁵/₈"x31¹/₂"x³/₁₆"thick
9⁵/₈"x47¹/₂"x³/₁₆"thick

C. 12" Panel

12⁵/₈"x12¹/₂"x³/₁₆"thick
12⁵/₈"x15¹/₂"x³/₁₆"thick
12⁵/₈"x18¹/₂"x³/₁₆"thick
12⁵/₈"x23¹/₂"x³/₁₆"thick
12⁵/₈"x31¹/₂"x³/₁₆"thick
12⁵/₈"x47¹/₂"x³/₁₆"thick

D. 15" Panel

15⁵/₈"x15¹/₂"x³/₁₆"thick
15⁵/₈"x18¹/₂"x³/₁₆"thick
15⁵/₈"x23¹/₂"x³/₁₆"thick
15⁵/₈"x31¹/₂"x³/₁₆"thick
15⁵/₈"x47¹/₂"x³/₁₆"thick

E. 18" Panel

18⁵/₈"x18¹/₂"x³/₁₆"thick
18⁵/₈"x23¹/₂"x³/₁₆"thick
18⁵/₈"x31¹/₂"x³/₁₆"thick
18⁵/₈"x47¹/₂"x³/₁₆"thick

F. 23" Panel

23⁵/₈"x23¹/₂"x³/₁₆"thick
23⁵/₈"x31¹/₂"x³/₁₆"thick
23⁵/₈"x47¹/₂"x³/₁₆"thick

G. 31" Panel

31⁵/₈"x23¹/₂"x³/₁₆"thick
31⁵/₈"x31¹/₂"x³/₁₆"thick
31⁵/₈"x47¹/₂"x³/₁₆"thick

H. 9" Stair Panels

9⁵/₈"x21¹/₂"x³/₁₆"thick (37°)
9⁵/₈"x20¹/₂"x³/₁₆"thick (41°)

I. Cap:

1¹/₂" x 1¹/₄" x 96" long

J. Rail(s):

5⁵/₈" x 4" x 96" long
5⁵/₈" x 8" x 96" long

K. Shoe:

5⁵/₈" x 1¹/₄" x 96" long

L. Center stile:

1¹/₂" x 3" x panel height

M. End stile:

1¹/₂" x 10" x panel height

N. Plate shelf:

1" x 3¹/₂" x 96" long

O. Edge Molding:

3¹/₄" x 3" x 96" long

PART 3.0 INSTALLATION

3.1 INSTALLATION

A. Install per the manufacturer's recommendations using the provided instructions.

3.2 WARRANTY

A. Manufacturer shall furnish a five year warranty against defects in material, de-lamination and workmanship for parts only. Removal labor, reinstallation labor and freight are not included.

3.3 MATERIALS ACCEPTANCE

A. City of New York
MEA 190-99-M

PART 4.0 FINISHING & MAINTENANCE

4.1 UNFINISHED

OAK, MAPLE, CHERRY

A. Fill all nail holes and splices with matching wood filler. Sand wood filler patches smooth to the veneer surface with 180 grit paper, taking care not to sand through the veneer. Apply stain, sealer and clear finish coat, lightly sanding between coats with 220 grit paper. We recommend applying a light coat of lemon oil or furniture oil to replenish the natural sheen, especially in dry environments.

4.2 FINISHED

A. Use matching color putty to fill fastener holes. A matching stain kit is included with factory finished product.

4.3 PRIMED

A. It is not necessary to prime stiles, rails, shoe, cap, or casing (or factory-primed panels). After installation, apply one coat of paint to panels.
DO NOT SAND STILES, RAILS, SHOE, CAP, OR CASING. Fill in nail holes with a paintable vinyl-based spackle. Finish coat all parts together. Gentle household cleaners may be used, if required.



What better walls are wearing®

New England Classic
4145 Parkway Drive
Florence, AL 35630
(888) 460-6324
Fax (931) 268-4541
NewEnglandClassic.com