



Fireplace Mantel Surround ideas

New England Classic
4145 Parkway Drive
Florence, AL 35630
888-460-6324 / fax: 931-268-6324
www.newenglandclassic.com

Introduction

- Fireplace surround ideas is a collection of design possibilities to assist you in adding a personal or custom signature to your project.
- This collection of design motifs will add a rich custom appointment to any fireplace.
- As the title “Inspirations” implies, this is a starting point to exploring the rich range of design patterns you, and your designer can create to reinforce your overall décor intent.
- Each page in this guide illustrates a unique design pattern, to illustrate what’s possible
- Consult a designer or New England Classic for assistance on designing and detailing your individual application.

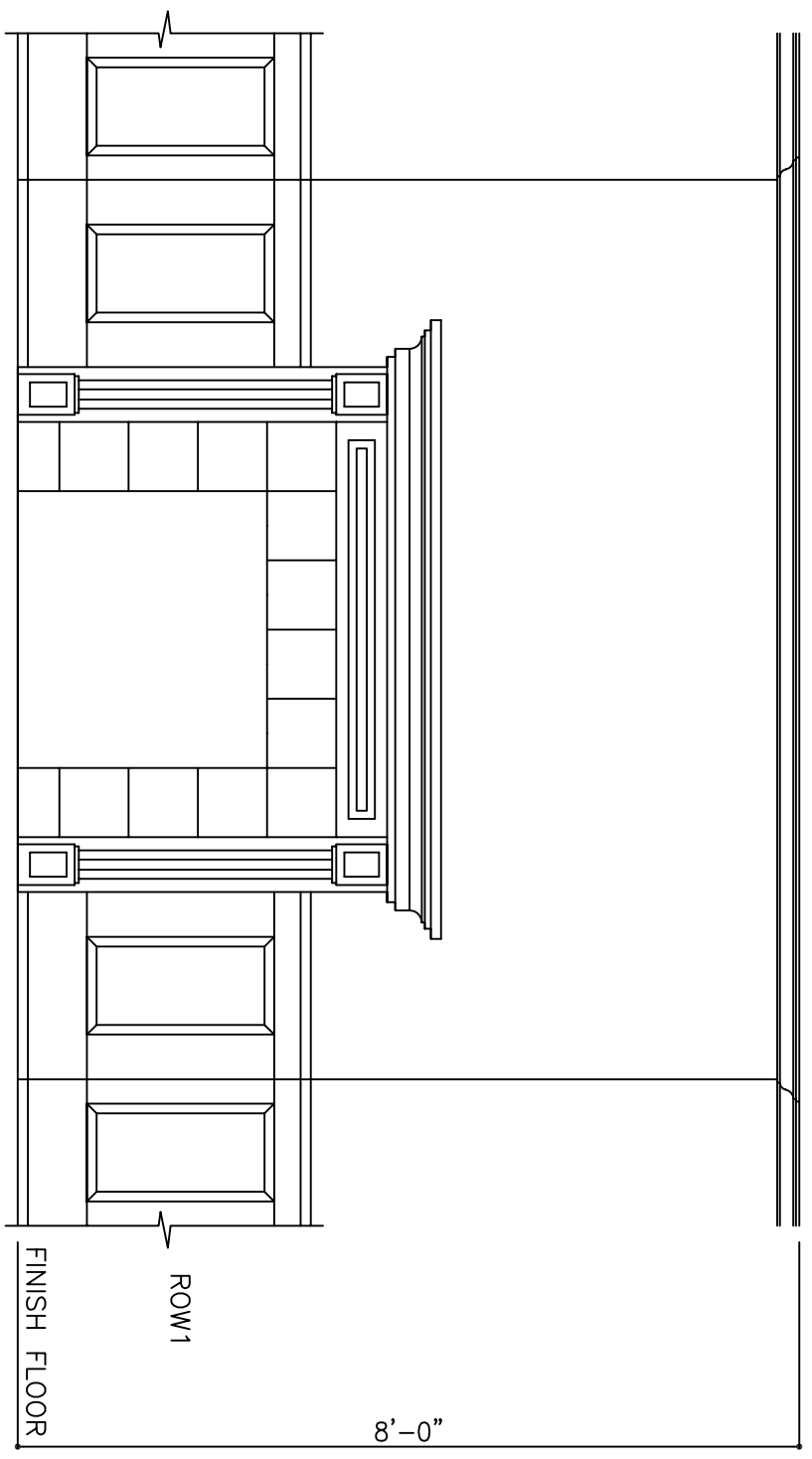
PHONE:
 888-460-6324
 FAX:
 207-799-6073

FIREPLACE DESIGN INSPIRATION

NOTE: New England Classic, Inc. provides this design and layout service to its customers for planning purposes only. New England Classic hereby disclaims any liability for loss or damage with respect to the accuracy and completeness of the information on this sheet.

DATE:
 01-03-03
 REVISIONS:

FD1



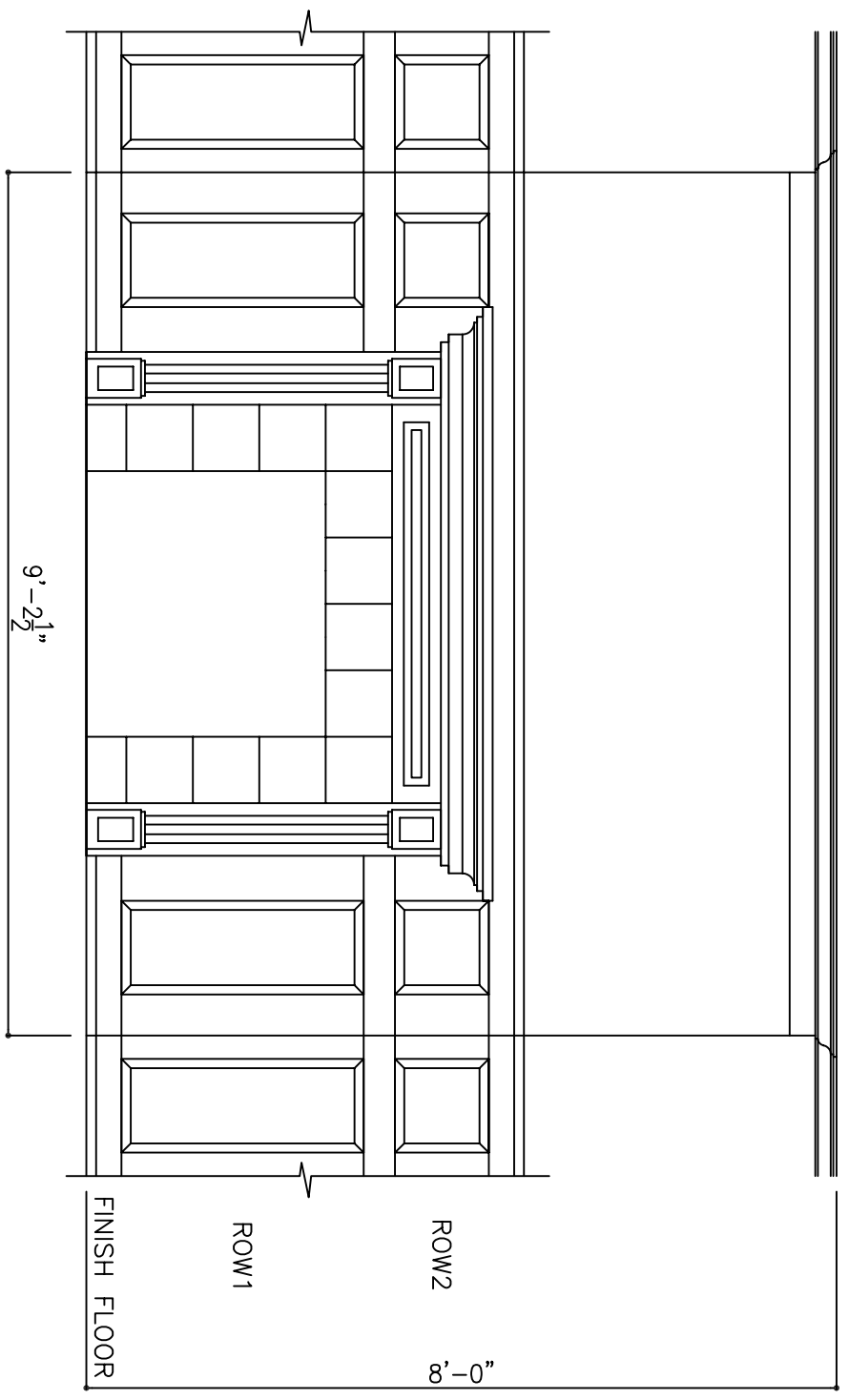
APPLICATION HEIGHT: 3'-0"
 ROW 1 PANEL HEIGHT: 23"

PHONE: 888-460-6324
FAX: 207-799-6073

FIREPLACE DESIGN INSPIRATION

NOTE: New England Classic, Inc. provides this design and layout service to its customers for planning purposes only. New England Classic hereby disclaims any liability for loss or damage with respect to the accuracy and completeness of the information on this sheet.

DATE: 01-03-03
REVISIONS:



APPLICATION HEIGHT: 4'-8"

ROW2 PANEL HEIGHT: 12"

ROW1 PANEL HEIGHT: 31"

ROW1

ROW2

FINISH FLOOR

4'-0"
8"

9'-2 1/2"

New England Classic

WWW.NEWENGLANDCLASSIC.COM

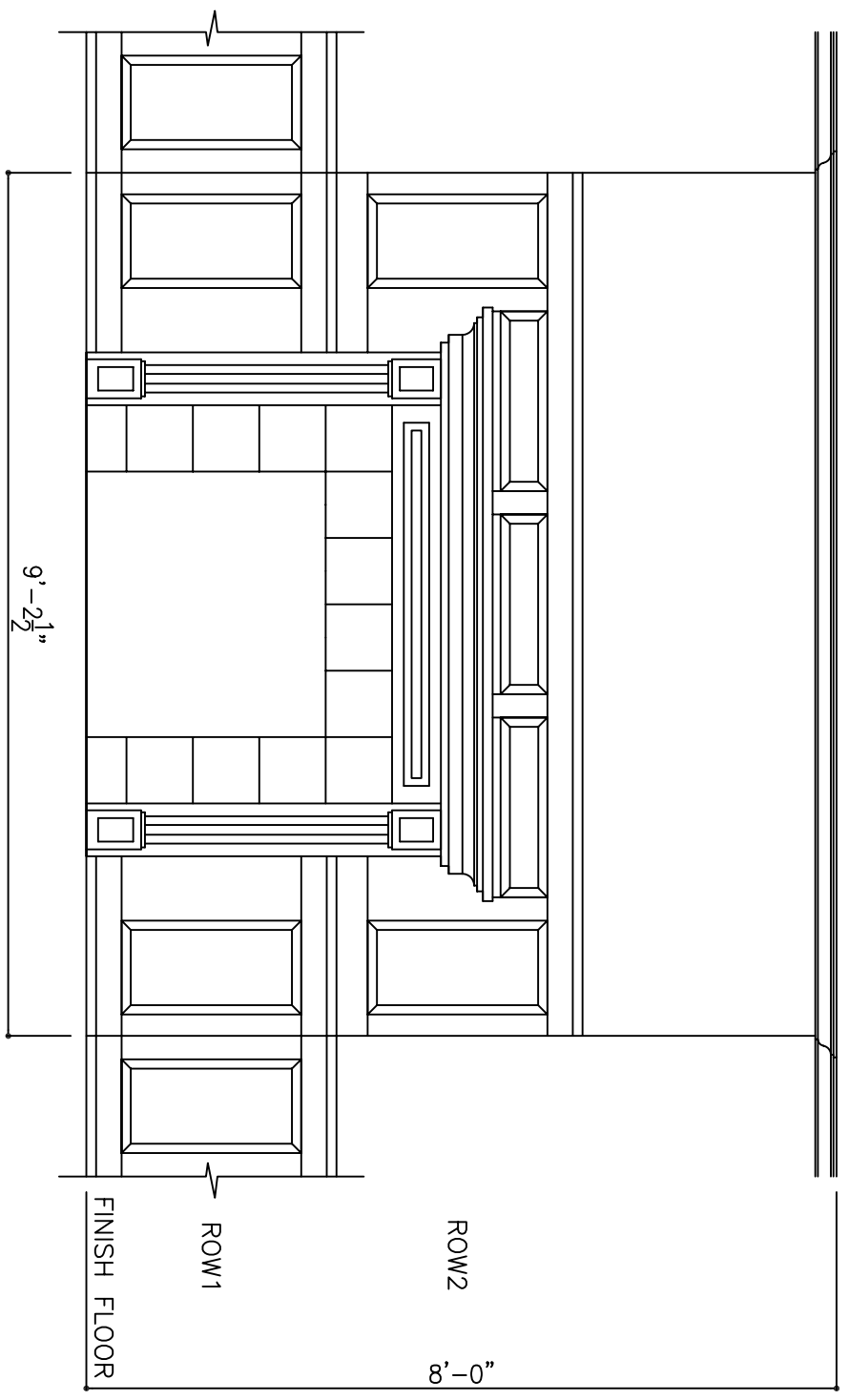
PHONE: 888-460-6324
 FAX: 207-799-6073

FIREPLACE DESIGN INSPIRATION

NOTE: New England Classic, Inc. provides this design and layout service to its customers for planning purposes only. New England Classic hereby disclaims any liability for loss or damage with respect to the accuracy and completeness of the information on this sheet.

DATE: 02-27-2000 KY
 REVISIONS:

FD3



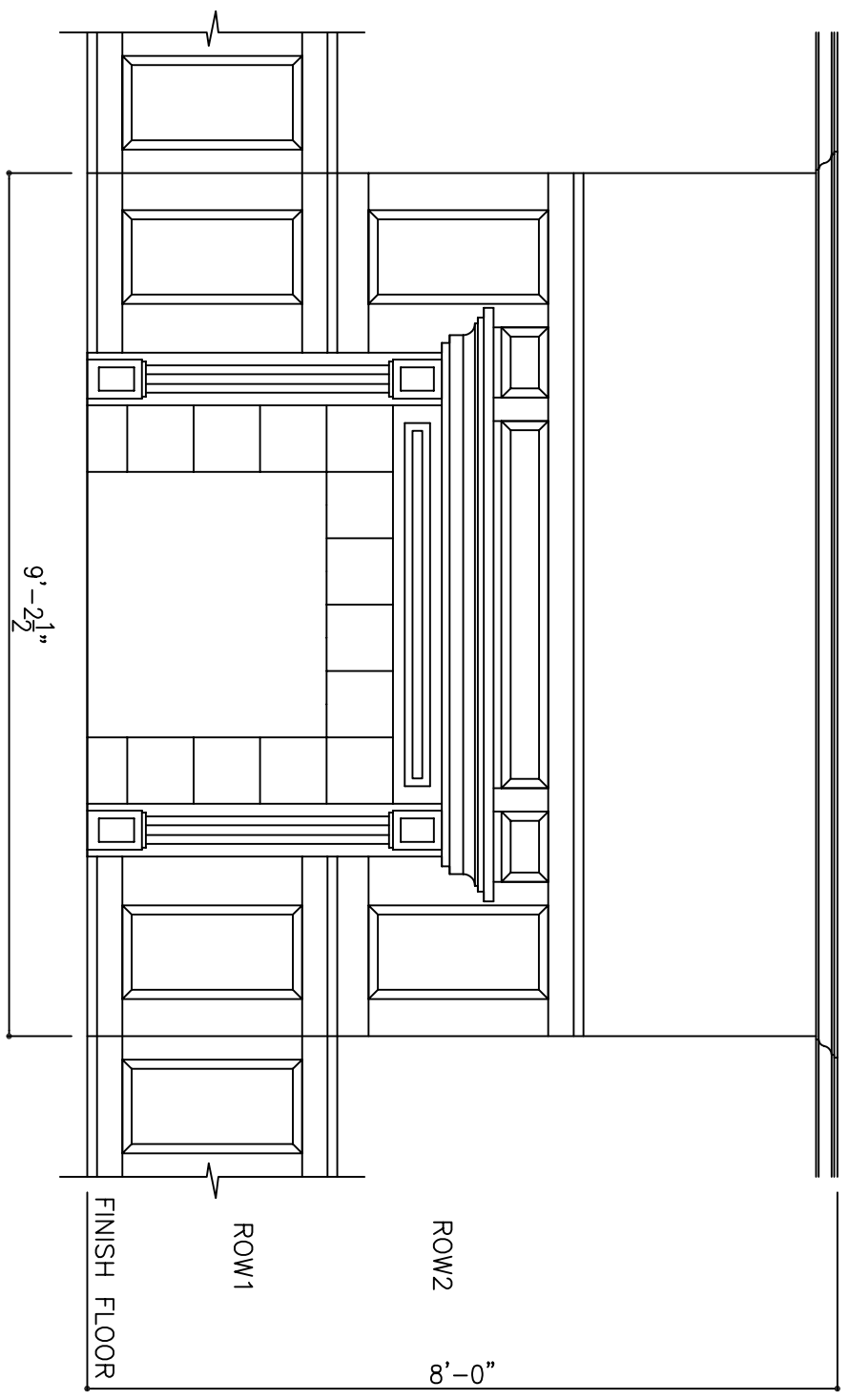
PHONE: 888-460-6324
 FAX: 207-799-6073

FIREPLACE DESIGN INSPIRATION

NOTE: New England Classic, Inc. provides this design and layout service to its customers for planning purposes only. New England Classic hereby disclaims any liability for loss or damage with respect to the accuracy and completeness of the information on this sheet.

DATE: 02-27-2000 KY
 REVISIONS:

FD4



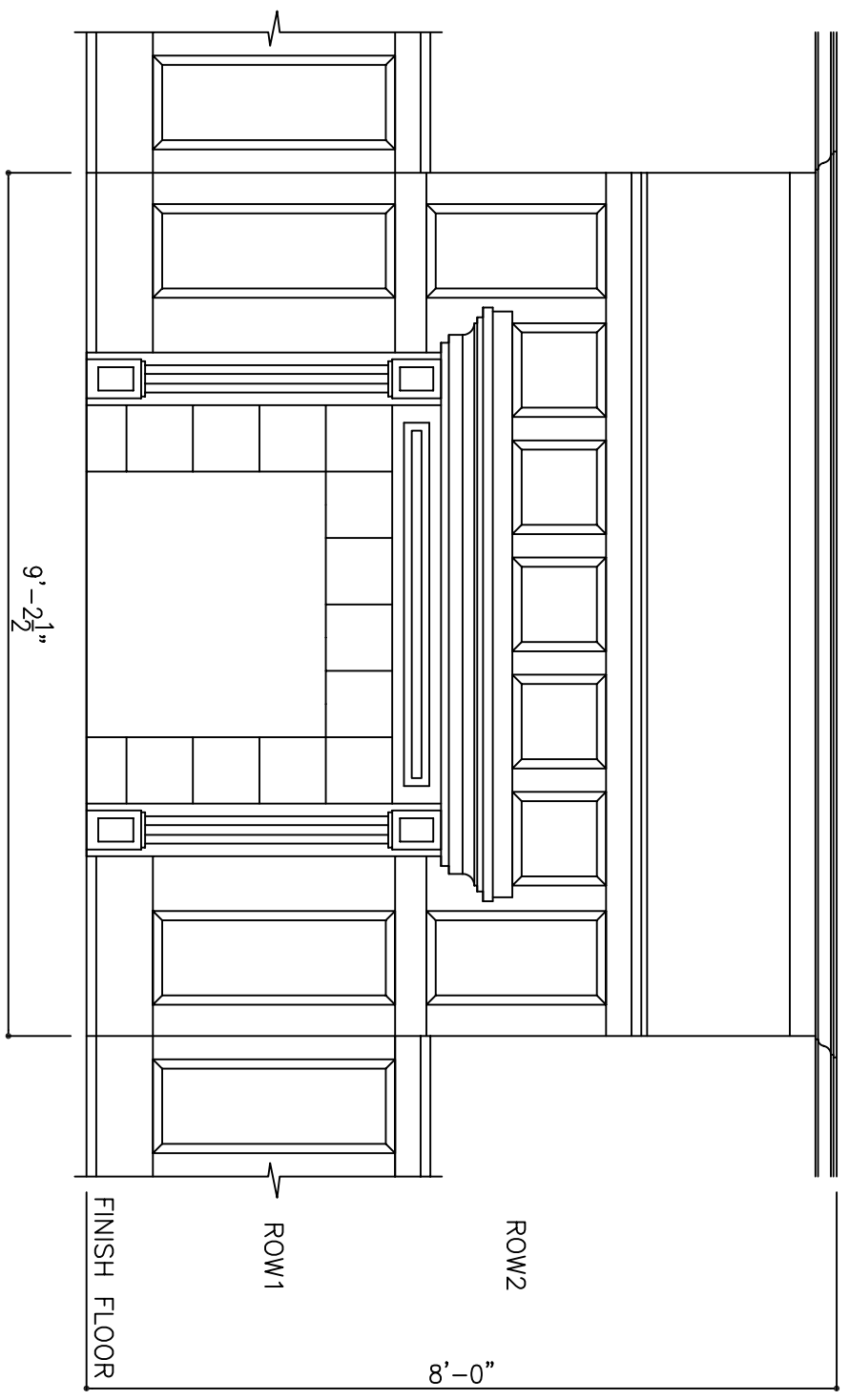
PHONE: 888-460-6324
 FAX: 207-799-6073

FIREPLACE DESIGN INSPIRATION

NOTE: New England Classic, Inc. provides this design and layout service to its customers for planning purposes only. New England Classic hereby disclaims any liability for loss or damage with respect to the accuracy and completeness of the information on this sheet.

DATE: 02-27-2000 KY
 REVISIONS:

FDS



APPLICATION HEIGHT: 5'-11 3/4"

ROW2 PANEL HEIGHT: 12", 23"

ROW1 PANEL HEIGHT: 31"

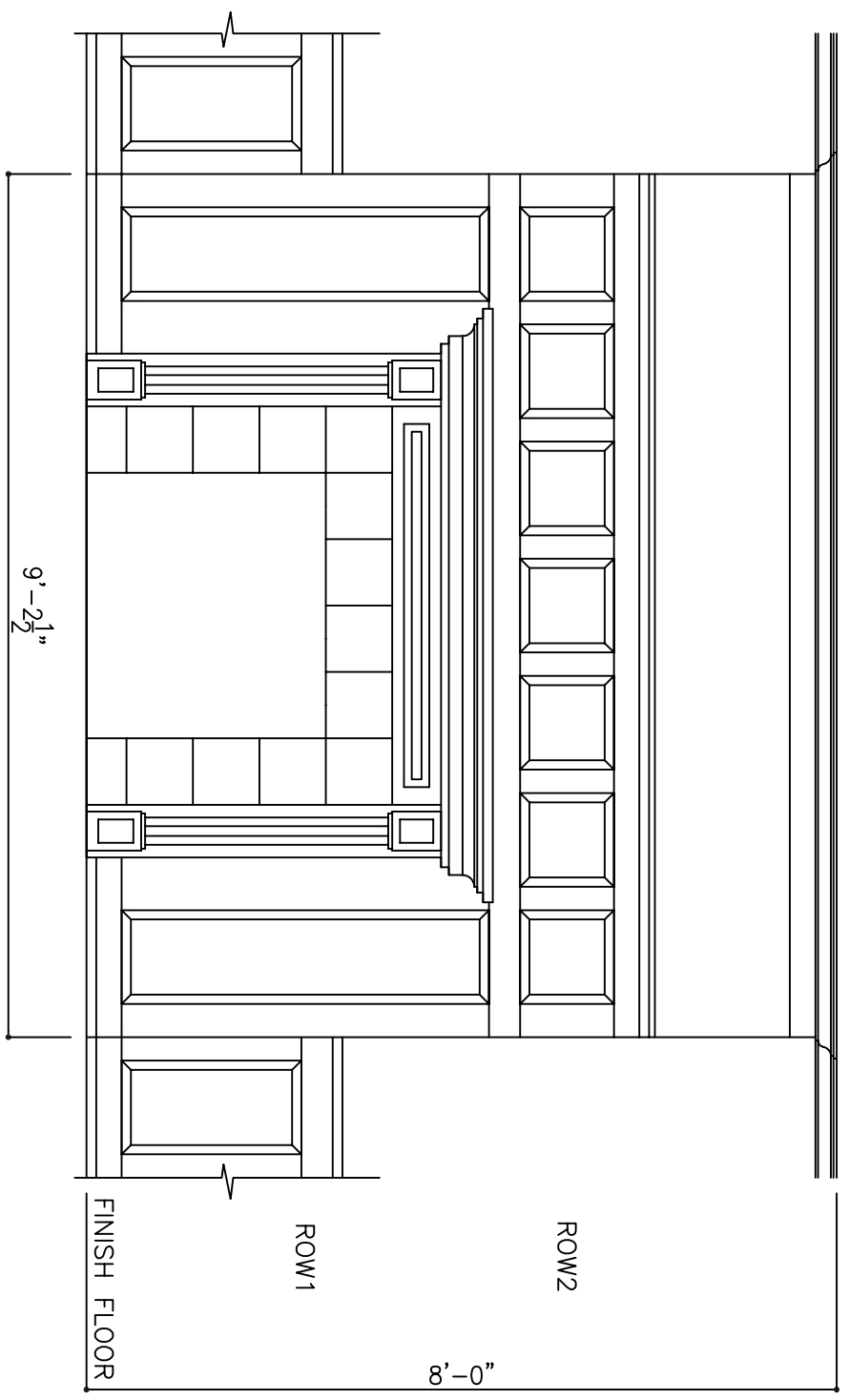
PHONE: 888-460-6324
 FAX: 207-799-6073

FIREPLACE DESIGN INSPIRATION

NOTE: New England Classic, Inc. provides this design and layout service to its customers for planning purposes only. New England Classic hereby disclaims any liability for loss or damage with respect to the accuracy and completeness of the information on this sheet.

DATE: 01-03-03
 REVISIONS:

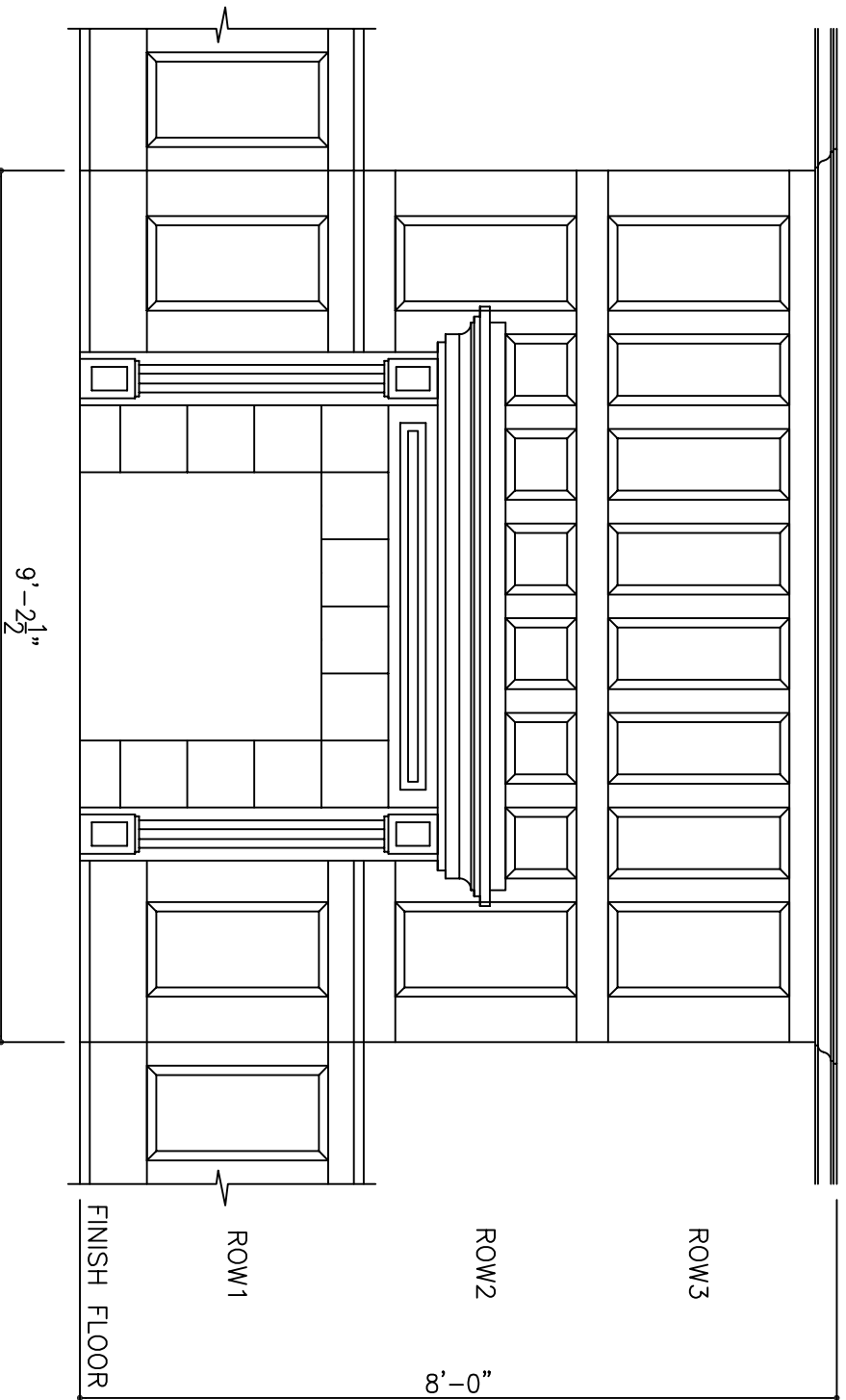
FD6



APPLICATION HEIGHT: 6'-0 3/4"

ROW2 PANEL HEIGHT: 12"

ROW1 PANEL HEIGHT: 47"



APPLICATION HEIGHT: 8'-0"

ROW3 PANEL HEIGHT: 23"

ROW2 PANEL HEIGHT: 9", 23"

ROW1 PANEL HEIGHT: 23"

FIREPLACE DESIGN INSPIRATION

NOTE: New England Classic, Inc. provides this design and layout service to its customers for planning purposes only. New England Classic hereby disclaims any liability for loss or damage with respect to the accuracy and completeness of the information on this sheet.

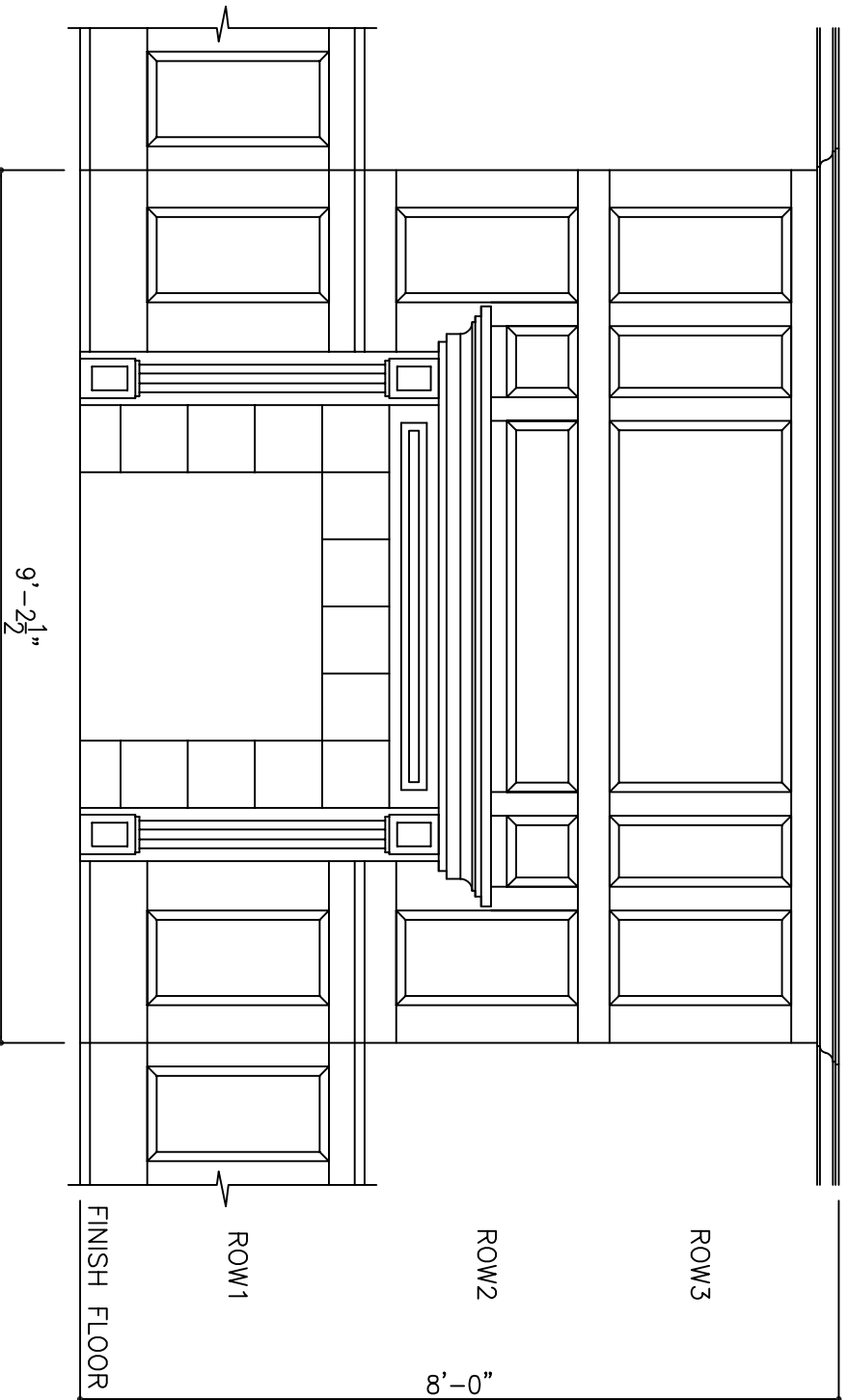
New England Classic

PHONE:
888-460-6324
FAX:
207-799-6073

WWW.NEWENGLANDCLASSIC.COM

DATE:
07-22-2003 DL
REVISIONS:

FD7



APPLICATION HEIGHT: 8'-0"

ROW3 PANEL HEIGHT: 23"

ROW2 PANEL HEIGHT: 9", 23"

ROW1 PANEL HEIGHT: 23"

FIREPLACE DESIGN INSPIRATION

NOTE: New England Classic, Inc. provides this design and layout service to its customers for planning purposes only. New England Classic hereby disclaims any liability for loss or damage with respect to the accuracy and completeness of the information on this sheet.

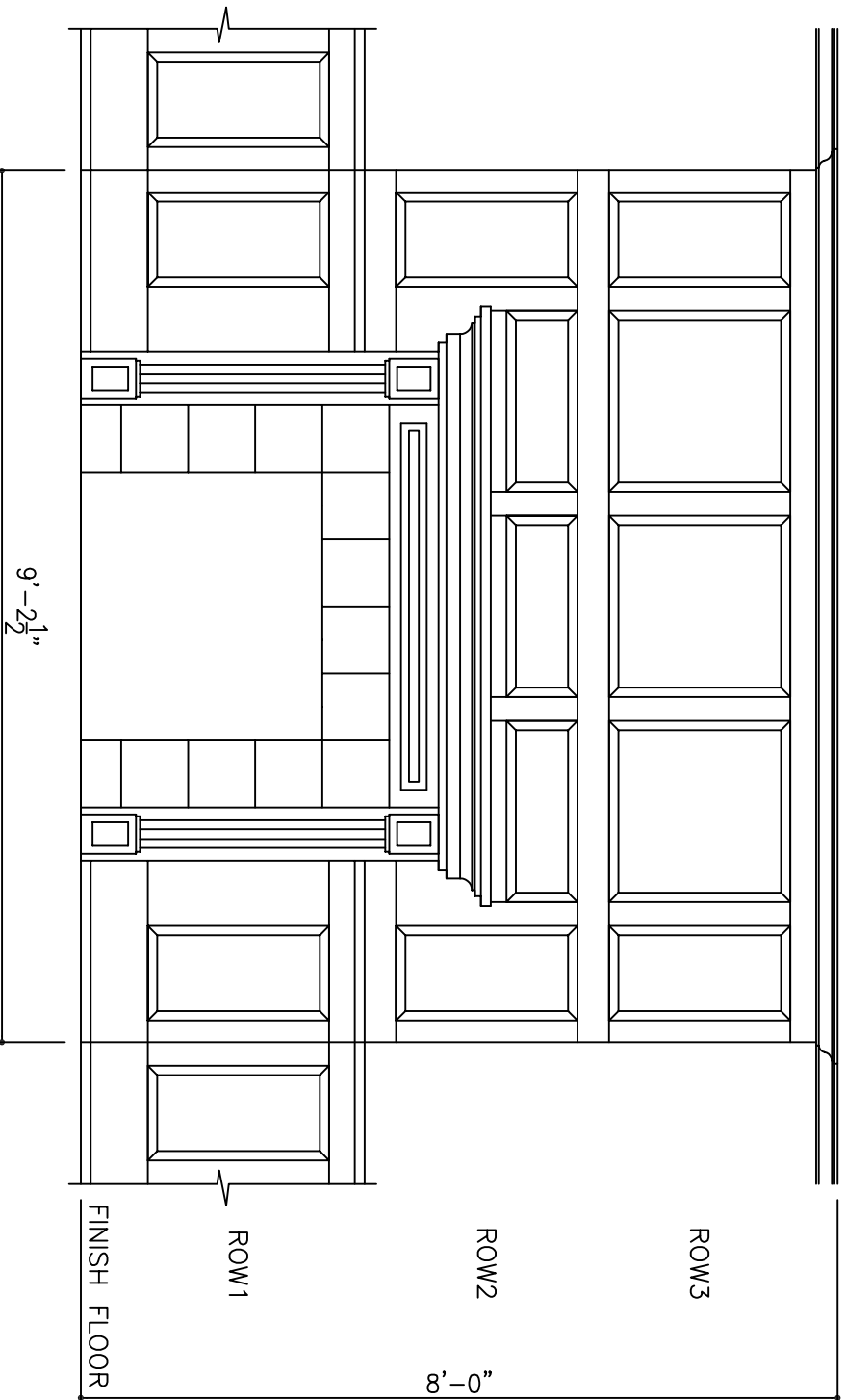
New England Classic

PHONE:
888-460-6324
FAX:
207-799-6073

WWW.NEWENGLANDCLASSIC.COM

DATE:
07-22-2003 DL
REVISIONS:

FD8



APPLICATION HEIGHT: 8'-0"

ROW3 PANEL HEIGHT: 23"

ROW2 PANEL HEIGHT: 9", 23"

ROW1 PANEL HEIGHT: 23"

FIREPLACE DESIGN INSPIRATION

NOTE: New England Classic, Inc. provides this design and layout service to its customers for planning purposes only. New England Classic hereby disclaims any liability for loss or damage with respect to the accuracy and completeness of the information on this sheet.


New England Classic

PHONE:
888-460-6324
FAX:
207-799-6073

WWW.NEWENGLANDCLASSIC.COM

DATE:
02-27-2000 KY
REVISIONS:

FD9



APPLICATION HEIGHT: 8'-0"
 ROW3 PANEL HEIGHT: 23"
 ROW2 PANEL HEIGHT: 9"
 ROW1 PANEL HEIGHT: 47"

FIREPLACE DESIGN INSPIRATION

NOTE: New England Classic, Inc. provides this design and layout service to its customers for planning purposes only. New England Classic hereby disclaims any liability for loss or damage with respect to the accuracy and completeness of the information on this sheet.

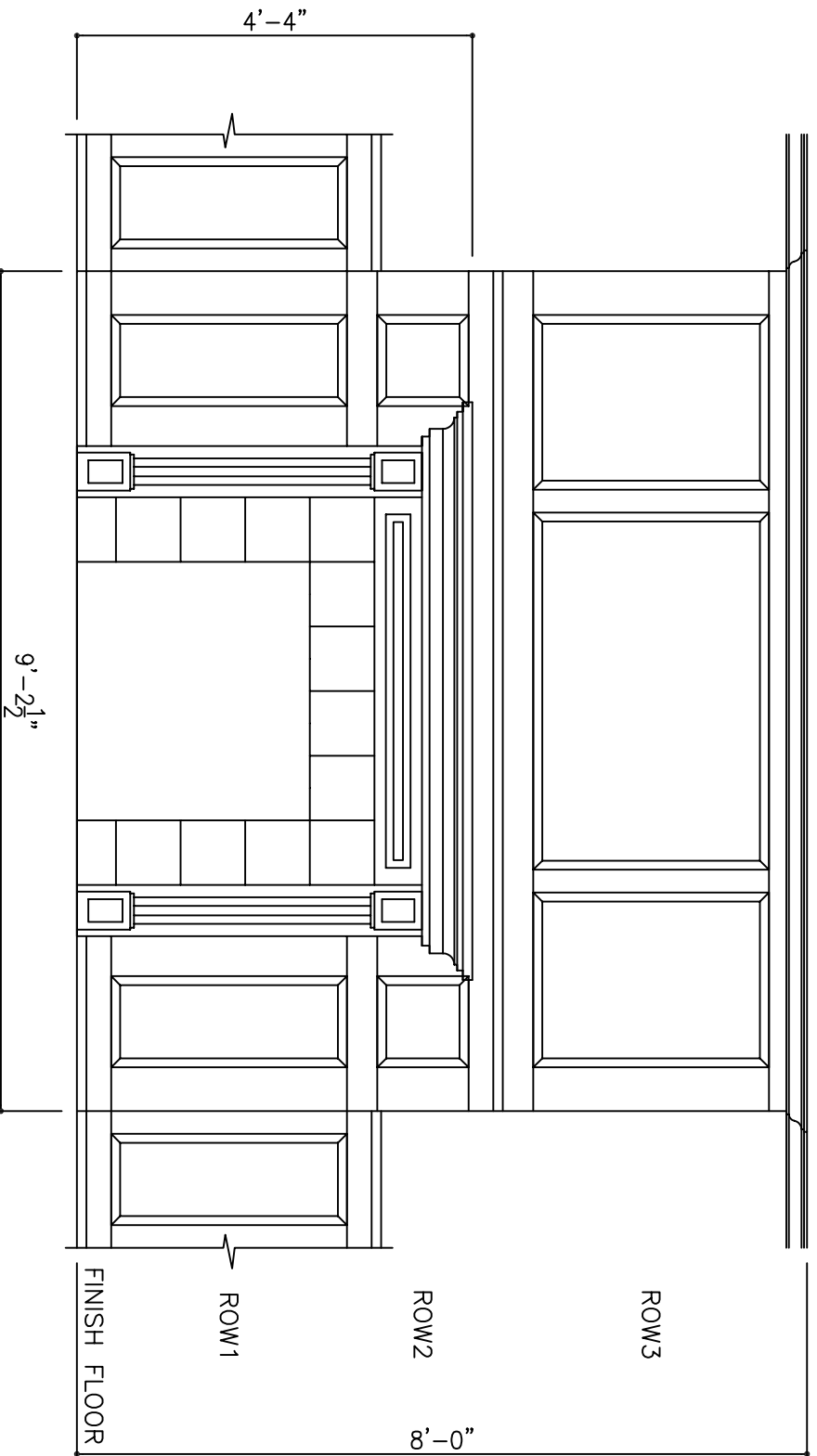
DATE:
 01-03-03
 REVISIONS:

New England Classic

PHONE:
 888-460-6324
 FAX:
 207-799-6073

WWW.NEWENGLANDCLASSIC.COM

FD10



APPLICATION HEIGHT: 8'-0"
 ROW3 PANEL HEIGHT: 31"
 ROW2 PANEL HEIGHT: 12"
 ROW1 PANEL HEIGHT: 31"

FIREPLACE DESIGN INSPIRATION

NOTE: New England Classic, Inc. provides this design and layout service to its customers for planning purposes only. New England Classic hereby disclaims any liability for loss or damage with respect to the accuracy and completeness of the information on this sheet.

New England Classic

PHONE: 888-460-6324
 FAX: 207-799-6073

WWW.NEWENGLANDCLASSIC.COM

DATE: 02-27-2000 KY
 REVISIONS:

FD11