

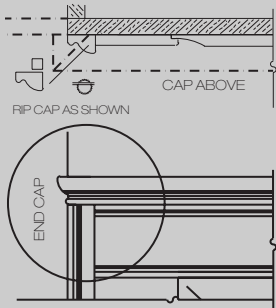
New England Classic[®]

RAISED PANEL SYSTEM

End Detail Options

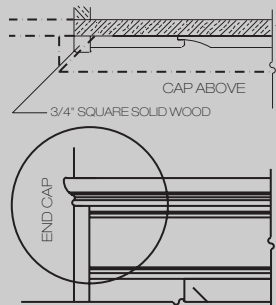
Raised Panel System Details for corner or wall continuation

Modified CAP as End Cap



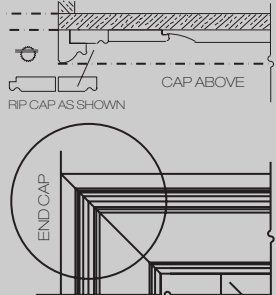
A: OPTION 1

3/4 Solid Wood as End Cap



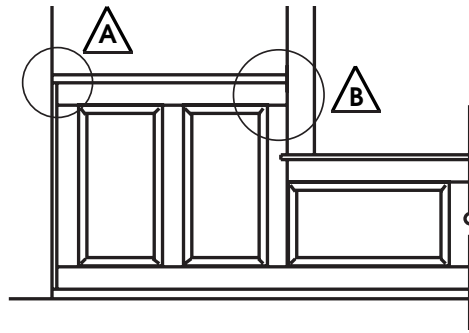
A: OPTION 2

Miter-return Cap & Rail



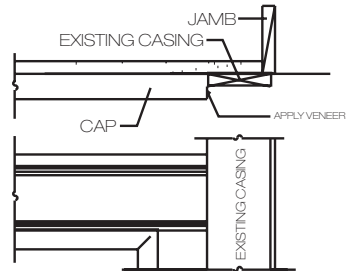
A: OPTION 3

“A” Detail shows 3 OPTIONS when the Raised Panel System[®] ends at a corner, or when the wall continues on.



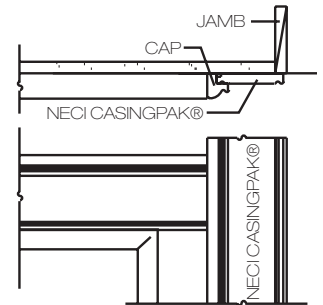
“B” Detail shows 4 options when the CAP meets a door or window casing.

Square cut CAP to meet Casing



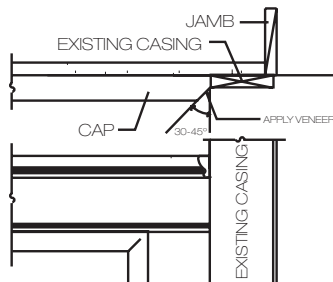
B: OPTION 1

NECI CasingPak[®] on Door/Window



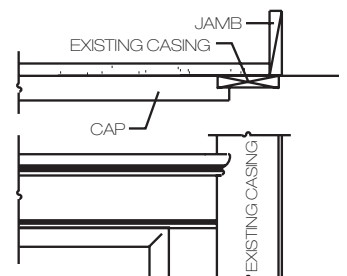
B: OPTION 2

Angle cut CAP to meet Casing



B: OPTION 4

Miter-return CAP to Casing, notch to fit



B: OPTION 3

New England Classic[®]

RAISED PANEL SYSTEM

Height Extension Option Details

Raised Panel System Details for WAINSCOT, COUNTER, WINDOW SILL or SHELF Applications of Various heights.

